

NAME: \_\_\_\_\_ DATE: \_\_\_\_\_

# FIRE SAFETY QUIZ

**clothes   door   floor   911   smoke alarm   window**

- 1.) If you smell smoke, see flames, hear someone shouting “FIRE,” or are awakened by a \_\_\_\_\_, don’t panic, but calmly get everyone out of the house as fast as you can.
- 2.) A fire can create toxic smoke and hot gases. During a fire, remember that the air is best near the \_\_\_\_\_. Get down on your hands and knees and crawl to an exit.
- 3.) Dial \_\_\_\_\_ to call the fire department from a cell phone or neighbor’s house. Tell them the address and exact location of the fire. Don’t hang up until they say you can.
- 4.) If you are trapped in an upper story room, open the \_\_\_\_\_ and shout for help.
- 5.) Before opening any \_\_\_\_\_, feel it. If it’s hot, do not open it! Use another exit.
- 6.) If your \_\_\_\_\_ catch on fire, don’t run. Stop where you are. Drop down to the ground. Roll back and forth to smother the flames, protecting your face with your hands.

## What Would You Do...?

**7.) ...if you found some matches or a lighter?**

A. light them; B. hide them; C. give them to a grown up.

**8.) ...if your house was on fire?**

A. hide under your bed; B. hide in the closet; C. find the safest way out and go to a pre-arranged meeting spot.

**9.) ...if your clothes catch on fire?**

A. run as fast as you can; B. jump up and down; C. stop, drop and roll.

**10.) ...if someone is trapped inside a burning building?**

A. go in and try to find them; B. ask a nearby adult to run in and get them out; C. tell the firefighters, because they are properly equipped and trained to perform rescue operations.

*Answers: 1= smoke alarm; 2 = floor; 3 = 911; 4 = window; 5 = door; 6 = clothes; 7 = C; 8 = C; 9 = C; 10 = C*

NAME: \_\_\_\_\_ DATE: \_\_\_\_\_

Color the firefighter.




See how many words you can make out of the letters in the word:

# FIREFIGHTER




- 1.
- 2.
- 3.
- 4.
- 5.
- 6.
- 7.
- 8.
- 9.
- 10.
- 11.
- 12.
- 13.
- 14.
- 15.
- 16.
- 17.
- 18.
- 19.
- 20.
- 21.
- 22.
- 23.
- 24.
- 25.
- 26.
- 27.
- 28.


Draw a circle around the things that put out fires. Draw an X over the things that start fires.



**Draw a floor plan of your ROOM showing all possible exits in case of fire.**



**Draw a plan of your HOME showing all possible exits, with a main escape route and an alternate route.**



**Draw a map of your outside YARD. Place an X on your family's pre-arranged meeting place in case of fire.**

